-
-
-
-

序号	名称	型号	数量	图示
1	梅开扳手	13mm	2	
2	梅开扳手	24mm	2	
3	梅开扳手	19mm	2	
4	开口扳手	17-19mm	1	
5	螺丝刀	十字150mm	1	
6	钢丝钳	7寸	1	
7	挡圈钳	轴用	1	
8	榔头	1.5P	1	
9	钢直尺	150mm	1	
10	塞尺	0.02-1mm	1	
11	记号笔	油性	1	
12	万用表	福禄克FLUKE 17B	1	

TOSHIBA

版本:Rev. 8

制动器检查表（TMB40E, TMB30B）

合约编号：	号机：	检查员		检查日期	年　　月　　日
合约名称		曳引机型号		简略编号	

初始值	调整值			异常时填写	项　　目
					制动衬间隙(中)尺寸

以下数据供参考

★保持电压-1/2吸引电压

★空载滑距

（超过时请用满载向下测试）

45M/MIN:45～420mm　60M/MIN:85～650mm

90M/MIN:190～1170mm　105M/MIN:260～1500mm

★制动器弹簧尺寸

TMB30B:130～175mm

TMB40E:130～160mm

（超过时请用满载测试）

★制动衬间隙

0.1mm塞尺从上往下完全能通过制动衬

0.15mm塞尺从上往下能通过至少一半制动衬

（标准：0.15～0.2mm）

[如果有异常项目的情况下，请在下栏填写异常情况/处理方法]

异常项目：

以下数据供参考

★保持电压-1/2吸引电压

★制动器弹簧尺寸

★制动衬间隙

24mm

B

24mm

注意

B

A

B

注意

注意

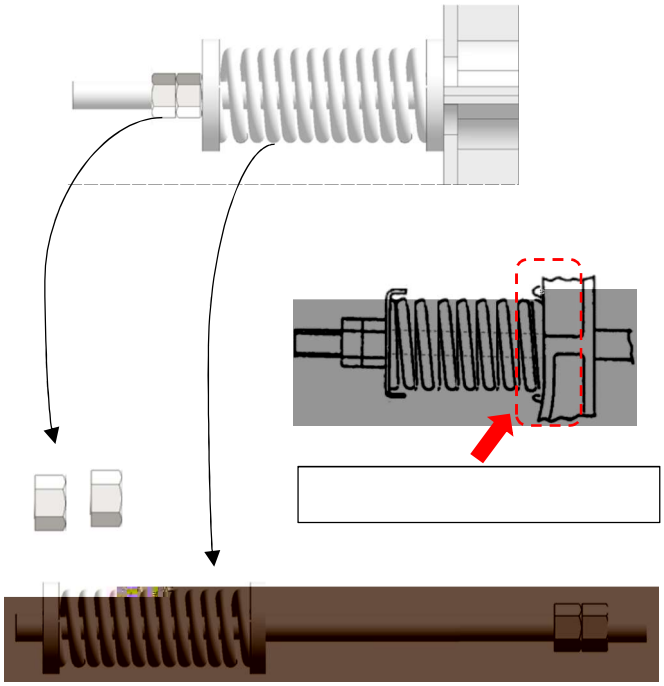

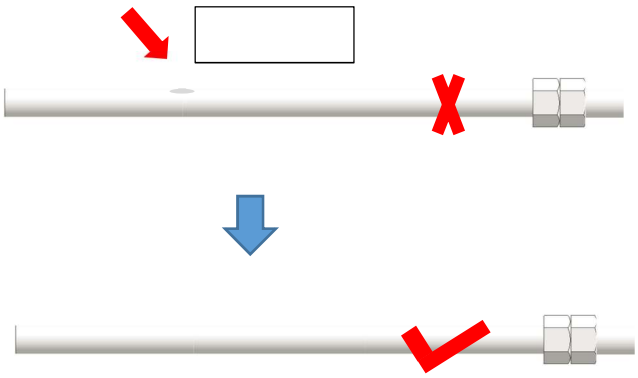

⚠ 注意	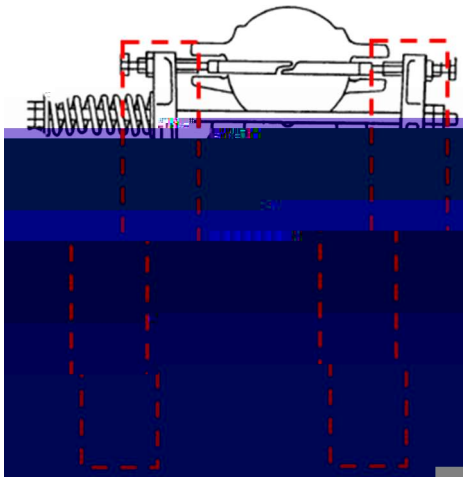
⚠ 注意 ⚠ 注意	 

注意	  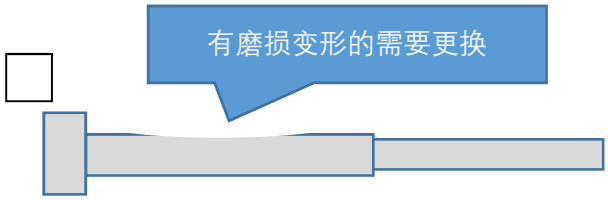
注意	

注意



注意

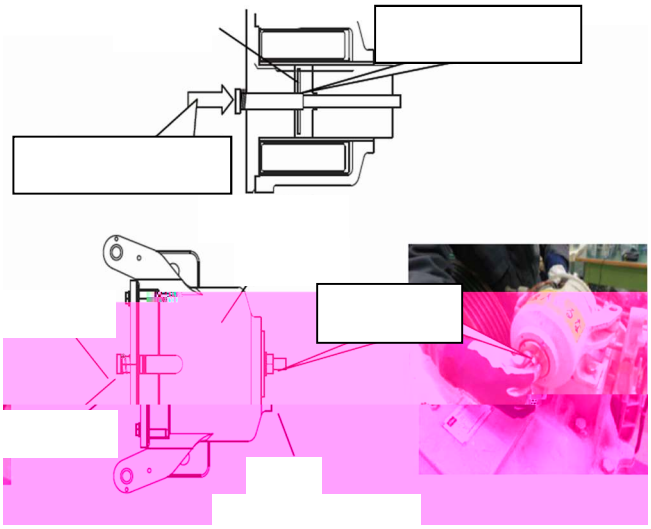

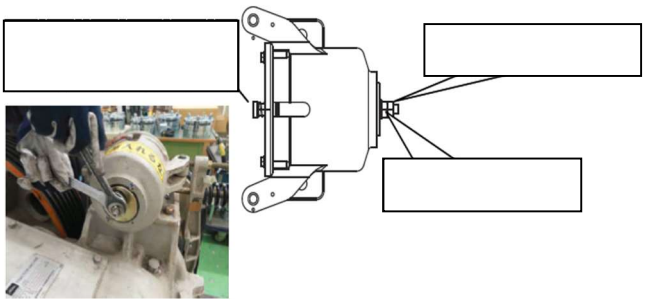

注意

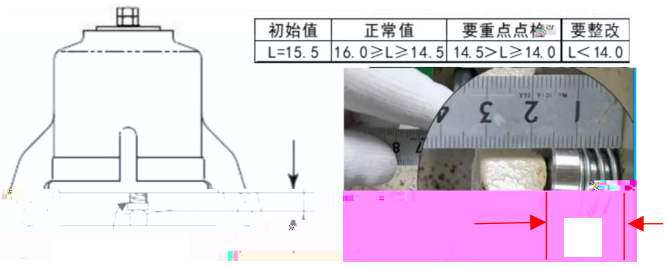

初始值	正常值	要重点点检	要整改
L=15.5	16.0≥L≥14.5	14.5>L≥14.0	L<14.0

⚠ 注意 ⚠ 注意	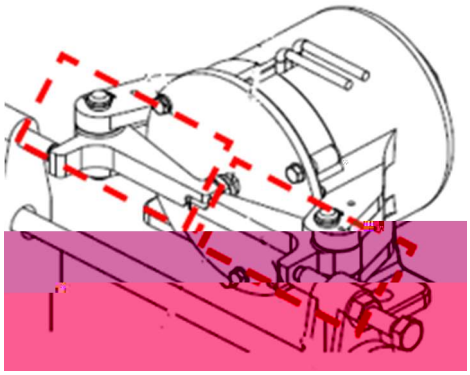
⚠ 注意	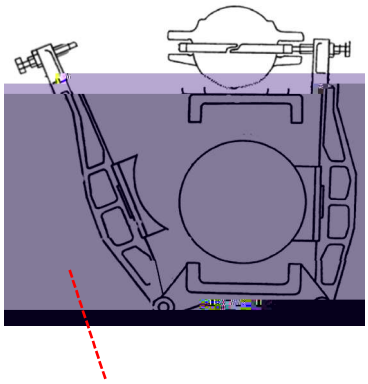 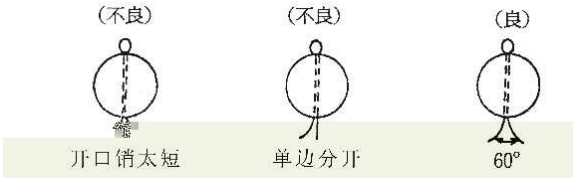

A

B

A

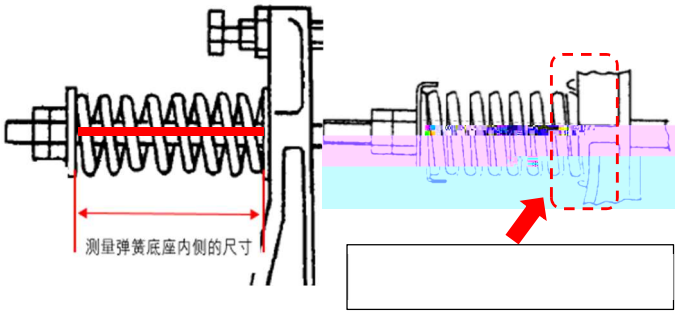

A

24mm

B

24mm

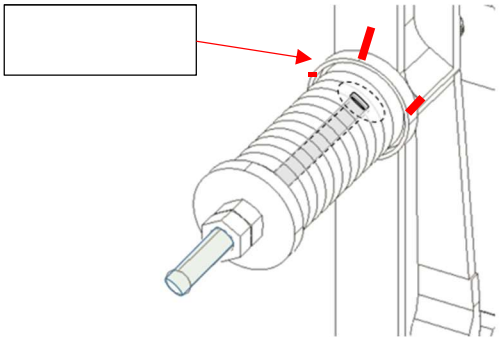

A



注意

B1, B2 DC110V	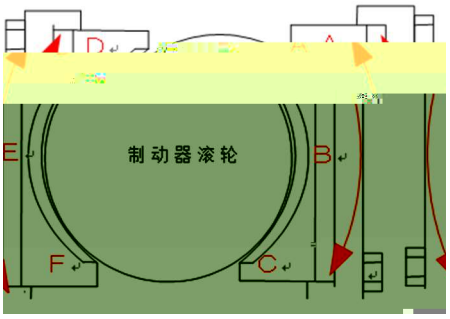
	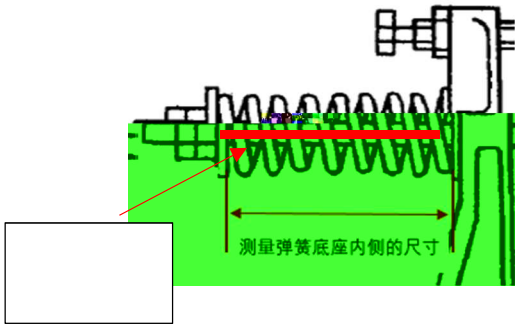
0.15mm 0.15 0.20mm	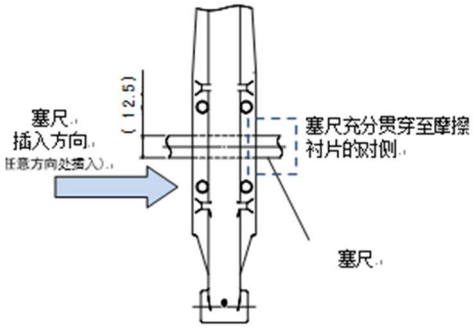 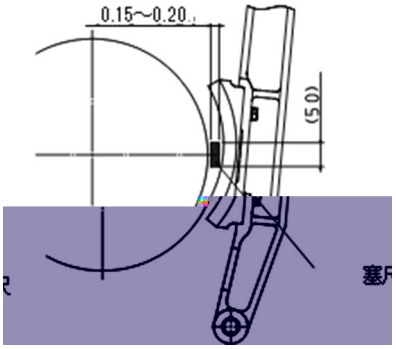

B1,B2	

60m/min	85-650mm
105m/min	260-1500mm

➢

➢